

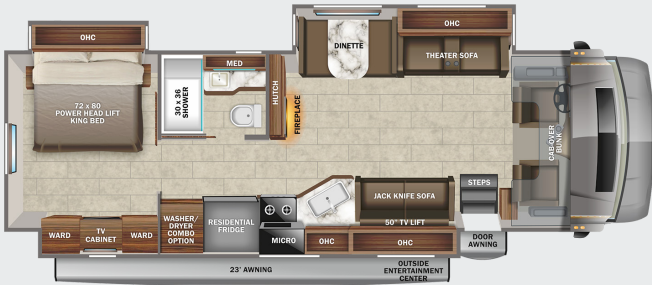
37K OPTIONS: A, D



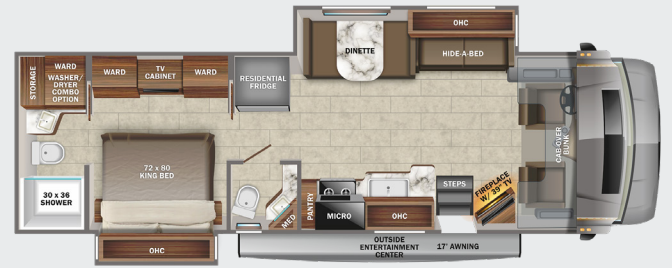
37L OPTIONS: A, B



37M OPTIONS: A, C, D



37RB OPTIONS: A, B, D



37TS OPTIONS: A, B, D



OPTIONS

A



12 Cu. Ft. Fridge

B



Theater Sofa

C




Hide-a-bed

D




Freestanding Dinette

EXTERIOR SELECTIONS




Acadia Full-Body Paint



Blue Spruce Full-Body Paint



Mahogany Full-Body Paint



Yellowwood Full-Body Paint

STANDARDS & OPTIONS

CUSTOMER VALUE PACKAGE

JRIDE® PREMIUM: Computer-balanced driveshaft, rear air suspension, heavy-duty rear stabilizer bar, full air brakes, SACHS shocks
 One-piece, seamless, fiberglass front and rear caps
 Automotive-bonded, panoramic window in front cap with power shade
 Dual-pane, tinted, safety-glass windows
 (2) 15,000 BTU A/C units with heat pumps
 Electric patio awning with LED lights
 2,000-watt pure sine wave inverter
 Power cord reel with 50-amp service
 Girard® tankless LP water heater
 Sony® infotainment center with Apple® CarPlay and Android Auto™
 Backup and side-view cameras
 21 cu.ft. residential refrigerator with ice and water in door
 Convection microwave oven

DRIVING

Freightliner® S2RV chassis
 GVWR- 29,000 lb.
 GCWR- 41,000 lb.
 Cummins® ISB 6.7L 360 HP diesel engine with 800 ft.-lb. torque
 Allison® 3000 MH automatic transmission
 185-amp alternator
 G-rated highway tires- 275/80R22.5
 Alcoa® aluminum rims
 Engine exhaust brake
 12,000-lb. rear hitch receiver
 7-pin plug
 Dual 12V chassis batteries
 100 gal. fuel tank
 10 gal. DEF tank
 Deluxe heated, remote-controlled, side-view mirrors
 Driver and passenger airbags
 Power windows and door locks
 Tilt steering wheel
 A/C and cruise control
 Auxiliary start switch

EXTERIOR

StrongholdVBL™ roof, floor and sidewalls
 Bead-foam insulation (R-24 max roof, R-9 max floor and R-5 max walls)
 One-piece, crowned fiberglass roof
 Premium Sikkens full-body paint
 Automatic hydraulic leveling jacks
 Entrance door with industry's largest travel-view window
 Electric-powered entrance step
 Slideout cover awnings
 Exterior entertainment center with outside speakers, LED TV mounted on swivel bracket and single-disc DVD/CD/AM/FM radio
 Winegard® In-motion satellite dish
 Lockable, pass-through storage compartments with metal slam latches
 24.5 gal. propane tank (83 lb.)
 LP quick-connect hookup
 Thetford® Sani-Con Turbo Macerator system
 Exterior utility center
 Winterization drain system
 Black tank flush

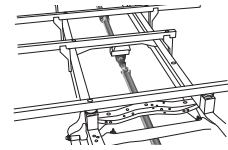
Outside shower
 12V demand water pump
 Onan® 8,000-watt Quiet Diesel generator and auto-gen start
 Transfer switch with reverse polarity protection
 (4) 6V AGM (220Ah) house batteries on slideout tray
 190W solar panel with dual controller
 Flush-mount LED marker lights
 Third brake light
 Porch light

INTERIOR

Custom-molded ABS surround in cab-over area
 Overhead bunk with 750 lb. capacity
 Privacy curtain for cab area
 JAYCOMMAND™ powered by Firefly
 84 in. interior ceiling height with padded vinyl ceiling
 High-intensity, recessed LED ceiling lights
 Vinyl plank flooring
 Raised-panel, hardwood cabinetry throughout
 Deluxe hidden cabinet hinges
 Ball-bearing drawer guides
 Jayco-exclusive, easy-operation legless dinette table
 2-point lap safety belts in all designated seating locations
 34,000 BTU auto-ignition furnace
 Furrion® electric fireplace (N/A 37TS)
 LED HD Smart Fire TV in living area
 Cable TV hookup with RG-6 coax and video selector switch
 Winegard 2.0 Wifi/4G antenna
 Wood-framed kitchen window with spice cabinets
 2-burner induction cooktop
 LED-lit, solid-surface kitchen countertops with integrated stainless steel sink and sink covers
 Pull-out countertop extension (select models)
 Water filtration system
 One-piece, fiberglass shower with glass door, skylight and light
 Porcelain toilet with foot flush
 LED-lit, stainless-steel bathroom sink
 Powered roof vent in bathroom with wall switch
 Walk-around King-size bed with bedspread and nightstands
 Under-bed storage
 LED TV in bedroom
 Large wardrobes
 Bunks with industry-exclusive 300 lb. capacity each (37L)
 Smoke alarm
 Carbon monoxide detector

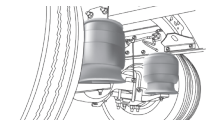
OPTIONS

Power theater seating (N/A 37K, STD on 37M)
 Freestanding table with 4 chairs (N/A 37L)
 12 cu.ft. gas/electric, 4-door refrigerator
 Combination washer/dryer (N/A 37K)
 Stackable washer/dryer (37K)
 Canadian Shaw® TRAV'LER® satellite dish
 Winegard® TRAV'LER® satellite dish - DIRECTV®
 Slide-out tray with 12V refrigerator cooler in basement
 Hide-a-bed sofa (37M)



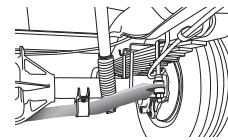
COMPUTER-BALANCED DRIVESHAFT

Ensures smooth and efficient power transfer to the wheels



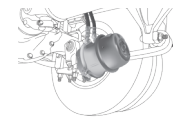
REAR AIR SUSPENSION

Softens ride and improves handling



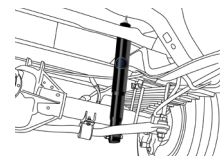
HEAVY-DUTY REAR STABILIZER BAR

A larger bar and polyurethane bushings, instead of rubber, transfer power faster for extra support, more stability and easier handling



FULL AIR BRAKES

Deliver robust stopping power, even on grades



SACHS SHOCKS ABSORBERS

Large diameter tube design pairs gas and hydraulics to resist heat and pressure while independently adjusting to changing road conditions

FLOORPLAN	GVWR (lbs.)	GCWR (lbs.)	WHEEL BASE	OVERALL LENGTH	EXTERIOR HEIGHT (with A/C) & SATELLITE	EXTERIOR WIDTH	INTERIOR HEIGHT	FRESH WATER CAPACITY (gal.)	GRAY WASTE WATER CAPACITY (gal.)	BLACK WASTE WATER CAPACITY (gal.)
37K	31,000	43,000	279"	39' 4"	13' 4"	101"	84"	72	51/40	40/23
37L	31,000	43,000	279"	39' 4"	13' 4"	101"	84"	72	50/31	50
37M	31,000	43,000	279"	39' 4"	13' 4"	101"	84"	72	50/31	50
37RB	31,000	43,000	279"	39' 4"	13' 4"	101"	84"	72	40/40	33/23
37TS	31,000	43,000	279"	39' 4"	13' 4"	101"	84"	72	40	50