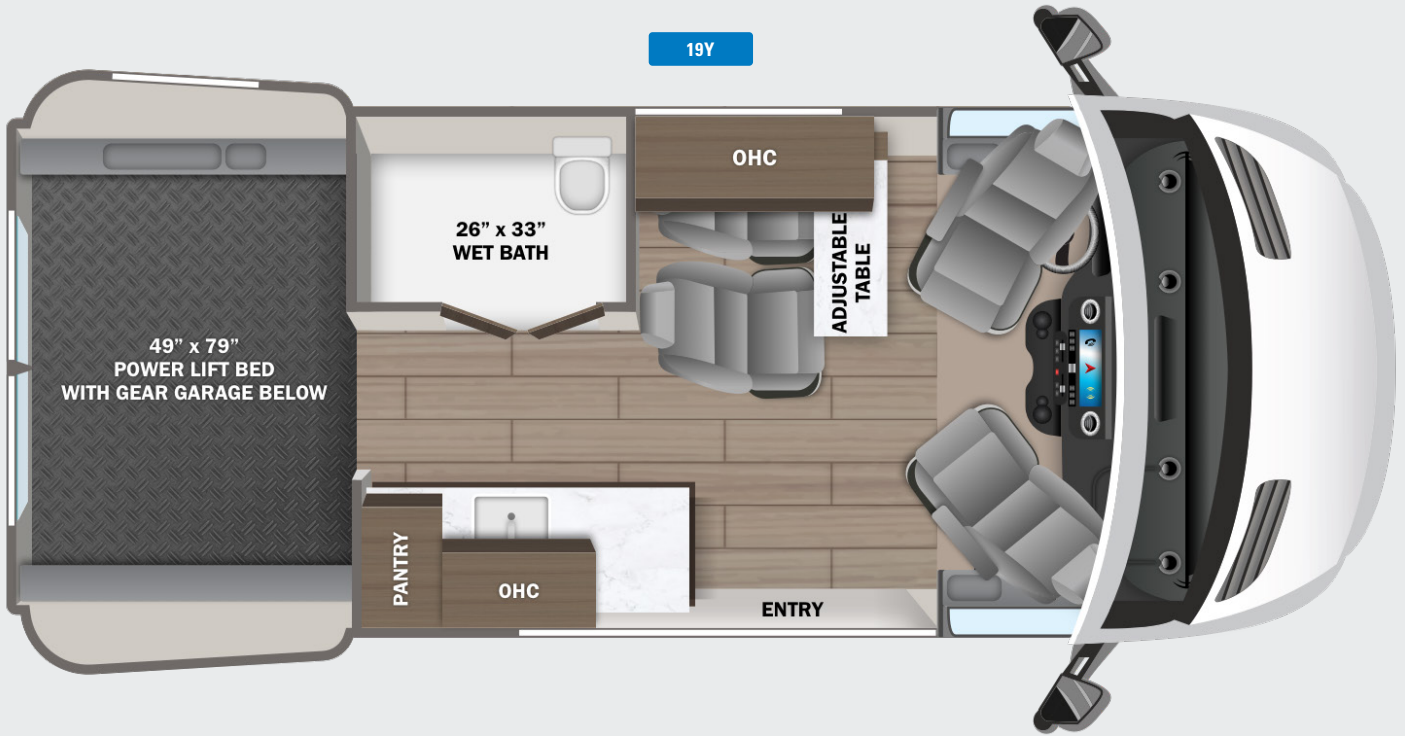




TERRAIN

19Y



EXTERIOR




Silver Van



Sandstone Van



Blue-Grey Van



Optional Aztec Partial Paint
(Silver Van Only)



Optional Forest Glade Partial Paint
(Sandstone Van Only)



Optional Mystic Tide Partial Paint
(Blue-Grey Van Only)

STANDARDS & OPTIONS

CUSTOMER VALUE PACKAGE

JRide®: Koni® shocks, heavy-duty rear stabilizer bar
 Carefree® armless patio awning with LED light strip
 and wind sensor
 Double roof rack and moveable roof ladder
 Front and rear wind deflectors with front LED light bar
 Timberline hydronic heating system with LED
 touchscreen control
 13,500 BTU 48V Coleman®-Mach® 10 air conditioner
 Black aluminum wheels with BFGoodrich®
 All-Terrain T/A® KO2® tires
 Starlink satellite internet system

DRIVING EQUIPMENT

Mercedes-Benz® Sprinter 2500 AWD van with 144 in.
 wheelbase
 GVWR- 9,050 lb.
 GCWR- 13,930 lb.
 2.0L 4-cylinder diesel engine with 211HP and
 332 ft.-lb. torque
 9-speed automatic transmission
 250-amp alternator
 5,000 lb. rear hitch receiver with 7 pin connector
 12V chassis battery
 24.5 gal. fuel tank (diesel)
 5.8 gal DEF Tank
 10.25 in. integrated Mercedes-Benz® MBUX
 infotainment center with GPS, Apple® CarPlay™
 and Android Auto™
 Power folding/heated side-view mirrors
 Heated power swivel driver/passenger seats
 Leather-wrapped tilt steering wheel with integrated
 controls
 Smartphone tray with wireless charging
 Parking package with 360° camera
 Backup camera
 Active Distance Assist DISTRONIC®
 Active lane keeping assist
 Crosswind assist
 Hill start assist
 Brake assist plus
 Traffic sign assist
 Attention assist
 Breakdown management
 Emergency call system
 Driver and passenger airbags

Tire pressure monitoring system (TPMS)
 Rain-sensing windshield wipers
 Headlight assistant
 LED high performance headlights
 Third brake light
 Power windows and door locks
 Privacy shades for cab windows
 Remote keyless entry

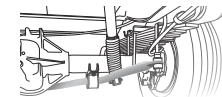
EXTERIOR

LED-lit running boards for cab and entry doors
 Fold-down exterior table
 Daytime running headlamps
 48V-210 amp hour smart lithium battery providing
 10KW hours of power
 Prepped for auto engine start with high idle
 3,500W inverter
 2nd 48V alternator dedicated to lithium battery
 House battery disconnect switch
 200W of roof-mounted solar panels
 Slow charge solar panel for chassis battery
 Portable solar plug
 30-amp electrical service with detachable power cord
 120V exterior outlet
 Heated grey tank (12V pad) with skid plate
 Interior-mounted fresh water tank
 LED-lit holding tank valves
 Utility center with water controls and outside hose
 City water connection
 Winterization drain system
 12V demand water pump
 Water filtration system

INTERIOR

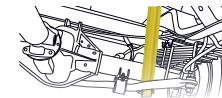
Custom-molded ABS interior wall panels
 Soft-touch vinyl ceiling
 High-intensity LED ceiling lights
 Tecnoform® European-style, cabinetry
 Durable rubber flooring
 Firefly total coach control system with
 wall-mounted touchscreen and mobile app
 MaxxAir Deluxe roof vent
 120V/USB outlets throughout
 Side screen door with magnetic and zipper close offs
 Removable privacy shade for sliding door window
 Rear screen door with roll-up and black out capabilities

Rear dual-pane acrylic window with cassette shades
 (2) sliding vented windows
 (2) additional cab bucket seats with slide and
 recline features
 Removable/adjustable table
 JBL® Flip 5 removable wireless Bluetooth speaker
 Tecnoform® pull-out kitchen countertop extension
 Pantry
 3 cu.ft. DC refrigerator
 Portable induction cooktop
 Stainless-steel sink
 Drop-down overhead bed with 750 lb. capacity
 Fiberglass side pods create larger sleeping surface
 Rear garage under bed with L-track mounts for
 securing cargo
 (2) recessed under-bed storage bags
 All-in-one wet bath with shower and cassette toilet
 Aqua View® SHOWERMISER™ water management
 system
 Removable bamboo shelf in wet bath
 Retractable clothes line in shower
 Powered roof vent in bathroom
 Seatbelts in all seating locations
 Smoke alarm
 Carbon monoxide detector
 Fire extinguisher



HEAVY-DUTY REAR STABILIZER BAR

A large bar and polyurethane bushings, instead of rubber, transfer power faster for extra support, more stability and easier handling



KONI SHOCK ABSORBERS

Large-diameter tube design pairs gas and hydraulics to resist heat and pressure while independently adjusting to changing road conditions

FLOORPLAN	GVWR (lbs.)	GCWR (lbs.)	FRONT GAWR (lbs.)	REAR GAWR (lbs.)	WHEEL BASE	OVERALL LENGTH	EXTERIOR HEIGHT WITH SATELLITE AND A/C	EXTERIOR WIDTH	INTERIOR HEIGHT	FRESH WATER CAPACITY (gal.)	GRAY WASTE WATER CAPACITY (gal.)	BLACK WASTE WATER CAPACITY (gal.)
19Y	9,050	13,930	4,410	5,360	144"	19' 7"	10' 1"	7' 1"	6' 1"	21	21	4.75

Meet your Jayco Dealer



Scan QR code for specification definitions

Some specs at the time of print may include estimates. For the most updated information, please visit Jayco.com

Jayco, Inc. | P.O. Box 460 | Middlebury, IN 46540

See dealer for further information and prices. All information in this brochure and on www.jayco.com is the latest available at the time of publication approval. Jayco reserves the right to make changes and to discontinue models without notice or obligation. Photography may show optional equipment or props used for decoration purposes only. RVs built for sale in Canada may differ to conform to Canadian codes. JAYCO and the JAYCO BIRD IN FLIGHT are registered trademarks of Jayco, Inc. Printed in USA 10/23 ©2023 Jayco, Inc.



Jayco - Part of the Jayco Family of Companies