

**OPTIONS**

**A**



15 Cu. Ft. Fridge

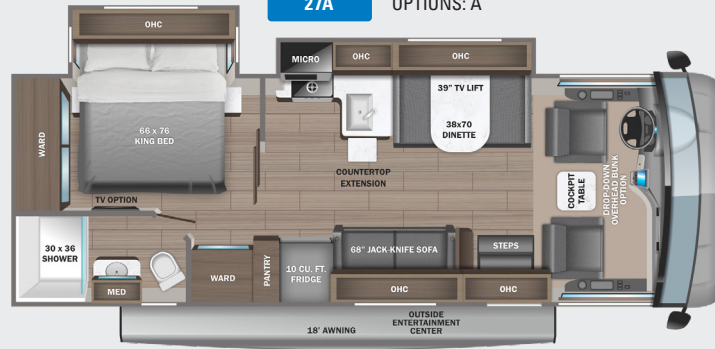
**B**



Theater Sofa

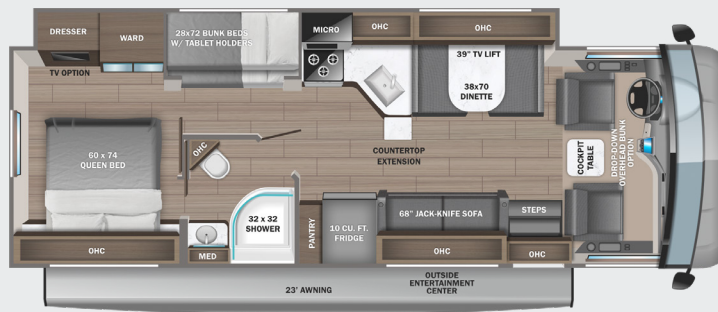
**27A**

OPTIONS: A



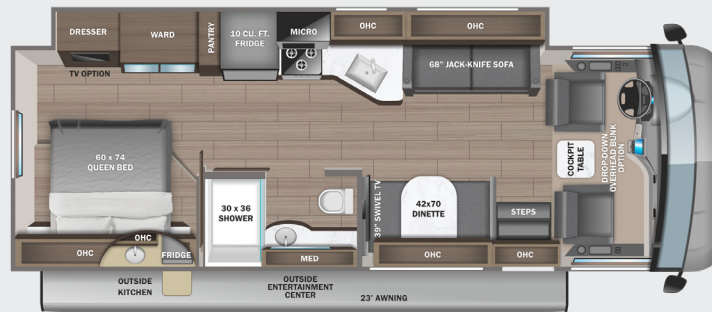
**29F**

OPTIONS: A



**29S**

OPTIONS: B



**EXTERIOR**



Standard Graphics Package

# STANDARDS & OPTIONS

## CUSTOMER VALUE PACKAGE

JRIDE®: Computer-balanced driveshaft, Bilstein® steering stabilizer, jounce bumpers, heavy-duty front and rear stabilizer bars, SACHS shocks  
One-piece, seamless, crowned fiberglass roof  
Exterior entertainment center with outside speakers and LED HD Smart TV mounted on swivel bracket  
Electric patio awning with LED lights  
Slideout awning(s)  
1,000W inverter  
Sony® infotainment center with Apple® CarPlay™ and Android Auto™  
Backup and side-view cameras  
Removable driver/passenger cockpit table  
LED HD Smart TV in living area  
Blackout night roller shades

## DRIVING

Ford® F53 chassis  
GVWR- 18,000 lb.  
GCWR- 23,000 lb.  
7.3L V-8 335 HP engine with 468 ft.-lb. torque  
6-speed automatic TorqShift® transmission with overdrive and tow haul mode  
210 amp alternator  
G-rated highway tires-245/70R19.5  
Front and rear disc, 4-wheel anti-lock brakes  
5,000 lb. rear hitch receiver with dual connector and 7-pin plug  
12V chassis battery  
80 gal. fuel tank  
120 in. panoramic windshield  
Swivel driver and passenger seats  
6-way power driver seat  
Soft-touch, vinyl-wrapped automotive dash  
Tilt steering wheel  
A/C and cruise control  
Power front privacy shade with manual side privacy shades

## EXTERIOR

Stronghold VBL™ roof, floor and sidewalls  
Bead-foam insulation (R-24 max roof, R-9 max floor, R-8 max walls)  
One-piece, seamless, fiberglass front cap  
Fiberglass exterior walls with vinyl graphics  
Automatic hydraulic leveling jacks  
Frameless windows  
Entrance door with industry's largest travel-view window  
Electric-powered entrance steps  
Lockable, pass-through storage compartments with metal slam latches  
Heated holding tanks (12V pads)  
16.5 gal. propane tank (56 lb.)  
LP quick-connect hookup  
Exterior utility center  
Winterization drain system  
Outside shower  
12V demand water pump

Onan® Marquis Gold Genset 4,000W generator  
Transfer switch with reverse polarity protection  
30 amp electrical service  
(2) 12V house batteries  
200W solar panel with dual controller and second house battery  
Third brake light  
4 in. bumper tube with sewer hose storage

## INTERIOR

84 in. interior ceiling height  
High-intensity recessed LED ceiling lights  
LED-lit hardwood fascia  
Hardwood cabinet doors and drawers  
Ball-bearing drawer guides  
Jayco-exclusive, easy-operation legless dinette table  
2-point lap safety belts in all designated seating locations  
Dual A/C units with power management system  
30,000 BTU auto-ignition ducted furnace  
6 gal. gas/electric DSI auto-ignition water heater  
Prep for satellite dish  
Cable TV hookup with RG-6 coax and video selector switch  
Winegard 2.0 Wi-Fi/4G antenna  
10 cu. ft. 12V refrigerator  
Furrion® all-in-one cooktop and oven  
Residential-size microwave  
Large stainless steel kitchen sink with cover  
LED-lit countertops  
Flip-up countertop extension (select models)  
Decorative kitchen backsplash  
Pop-up charging station in kitchen with 110V outlets and USB ports  
Water filtration system  
Shower with decorative surround, glass door, skylight and light  
Stainless steel bathroom sink  
Porcelain toilet with foot flush  
Powered roof vent in bathroom with wall switch  
Walk-around, queen-size bed with bedspread and nightstands (king size in 27A)  
USB port and wireless charging in nightstands  
Under-bed storage (select models)  
Large wardrobes  
Bunks with industry-exclusive 300 lb. capacity each (29F)  
Wall-mounted tablet holder in each bunk (29F)  
Smoke alarm  
Carbon monoxide detector

## OPTIONS

Drop-down overhead bunk in cab area with 750 lb. capacity  
Theater seating (29S)  
15 cu. ft. 12V refrigerator (N/A 29S)  
LED HD Smart TV in bedroom



## BILSTEIN STEERING STABILIZER

Reduces driver fatigue by significantly improving steering, handling and comfort

## COMPUTER-BALANCED DRIVESHAFT

Ensures smooth and efficient power transfer to the wheels

## JOUNCE BUMPERS

Assist during extreme road occurrences to absorb impact and dampen excess road noise

## HEAVY-DUTY FRONT & REAR STABILIZER BAR

A large bar and polyurethane bushings, instead of rubber, transfer power faster for extra support, more stability and easier handling

## SACHS SHOCK ABSORBERS

Large-diameter tube design pairs gas and hydraulics to resist heat and pressure while independently adjusting to changing road conditions

FLOORPLAN	GVWR (lbs.)	GCWR (lbs.)	WHEEL BASE	OVERALL LENGTH	EXTERIOR HEIGHT WITH SATELLITE AND A/C	EXTERIOR WIDTH	INTERIOR HEIGHT	FRESH WATER CAPACITY (gal.)	GRAY WASTE WATER CAPACITY (gal.)	BLACK WASTE WATER CAPACITY (gal.)
27A	18,000	23,000	190"	29' 11"	12' 5"	101"	84"	72	50	49
29F	18,000	23,000	190"	32' 2"	12' 5"	101"	84"	72	40	49
29S	18,000	23,000	190"	31' 4"	12' 5"	101"	84"	72	40/9	50

Meet your Jayco Dealer



Scan QR code for specification definitions

Some specs at the time of print may include estimates. For the most updated information, please visit [Jayco.com/alante](http://Jayco.com/alante)

Jayco Inc. | P.O. Box 460 | Middlebury, IN 46540

See dealer for further information and prices. All information in this brochure and on [www.jayco.com](http://www.jayco.com) is the latest available at the time of publication approval. Jayco reserves the right to make changes and to discontinue models without notice or obligation. Photography may show optional equipment or props used for decoration purposes only. RVs built for sale in Canada may differ to conform to Canadian codes. JAYCO and the JAYCO BIRD IN FLIGHT are registered trademarks of Jayco, Inc. Printed in USA 4/23 ©2023 Jayco, Inc. 2032580.2023



Jayco - Part of Jayco Family of Companies